PHARM.D • YEAR 1

Human Anatomy & Physiology

CHAPTER 7

Cardiovascular System

PPT CHAPTER COVER



DOCTOR OF PHARMACY

HEART POSITION AND PERICARDIUM

1) HEART POSITION

- The heart is positioned slightly to the left of the midline in the mediastinum, with about two-thirds of its mass to the left of the body's midline.

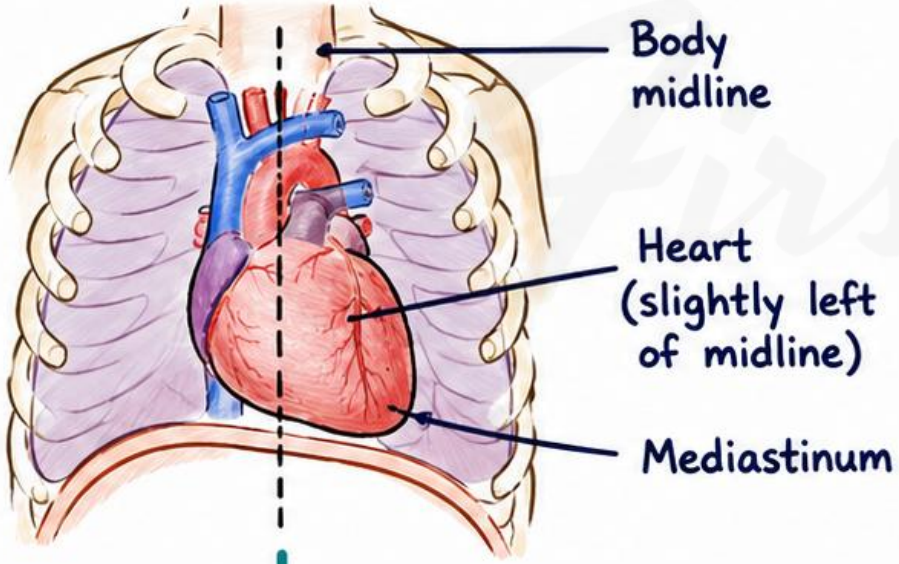

2) PERICARDIUM

- The outermost layer of the heart wall, also known as the visceral layer of the serous pericardium, is composed of a thin layer of connective tissue and a layer of epithelial cells.

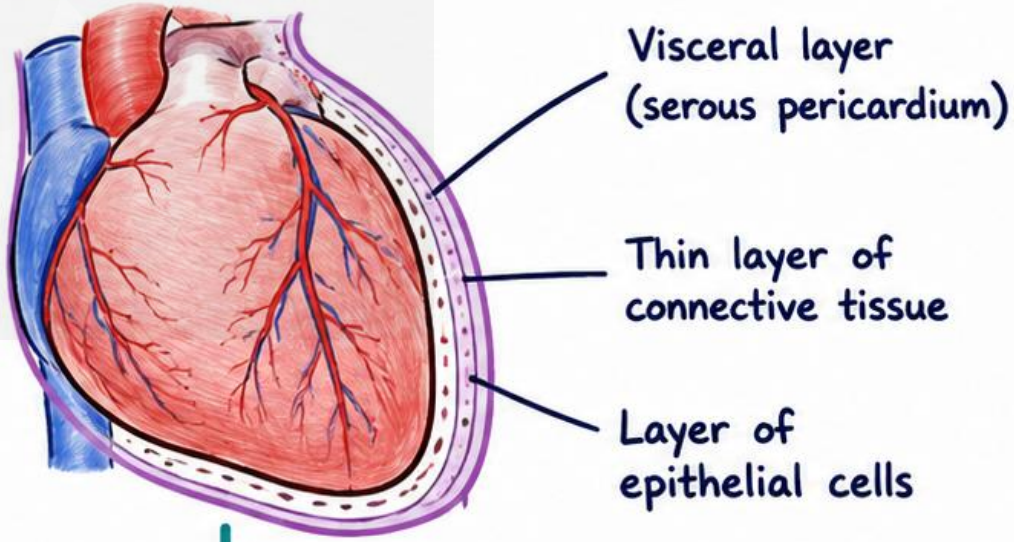

The heart lies slightly left of the midline in the mediastinum and is covered by the visceral layer of the serous pericardium.

LAYERS OF THE HEART WALL

Structure of the Heart Wall:

- The wall of the heart consists of three layers:

1) Epicardium (outermost layer)

- Thin connective tissue and a layer of epithelial cells.

2) Myocardium (middle layer)

- Thickest layer composed of cardiac muscle tissue.

3) Endocardium (innermost layer)

- Thin layer of endothelial cells lining the heart chambers and the valves.

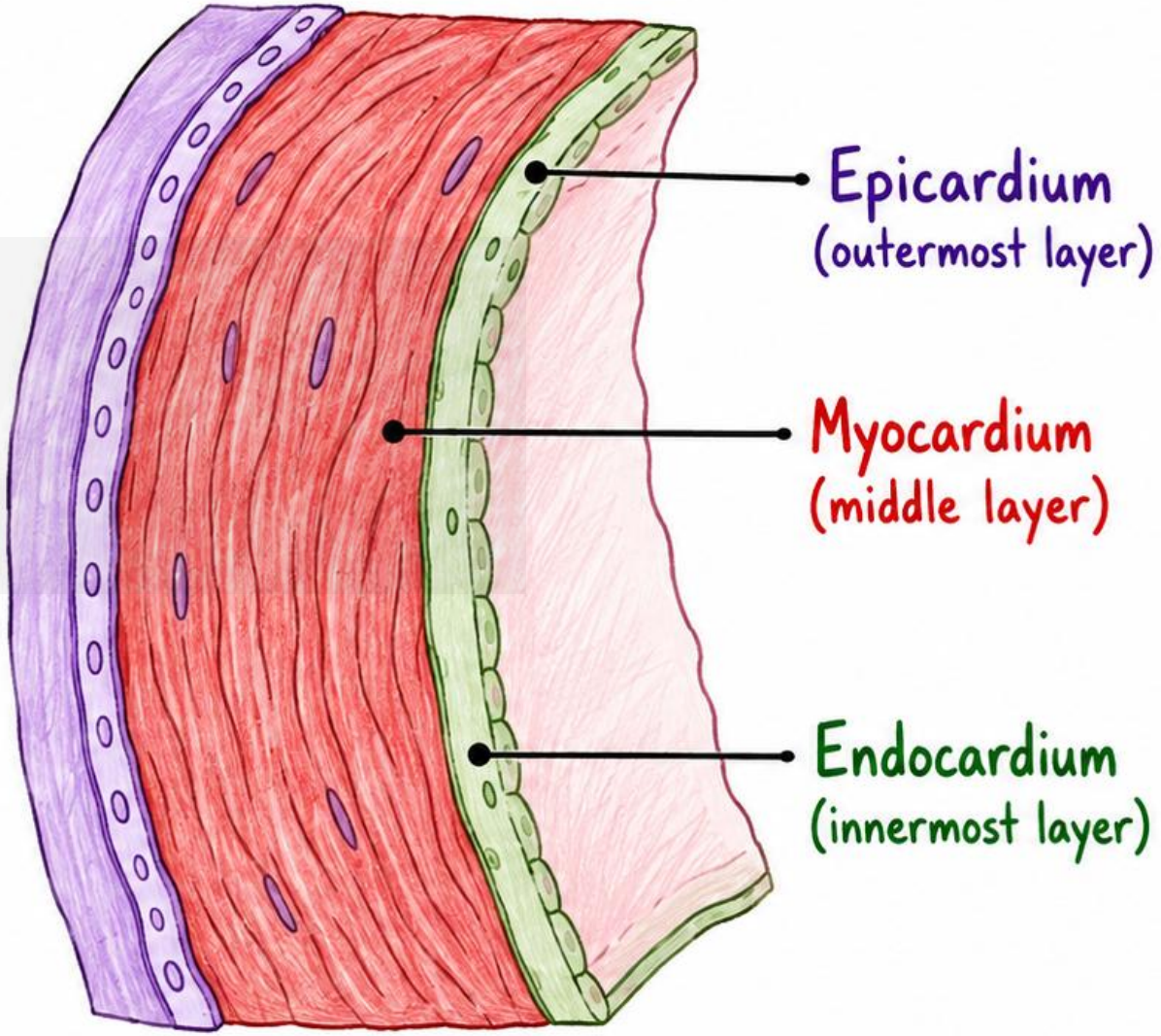

HEART CHAMBERS

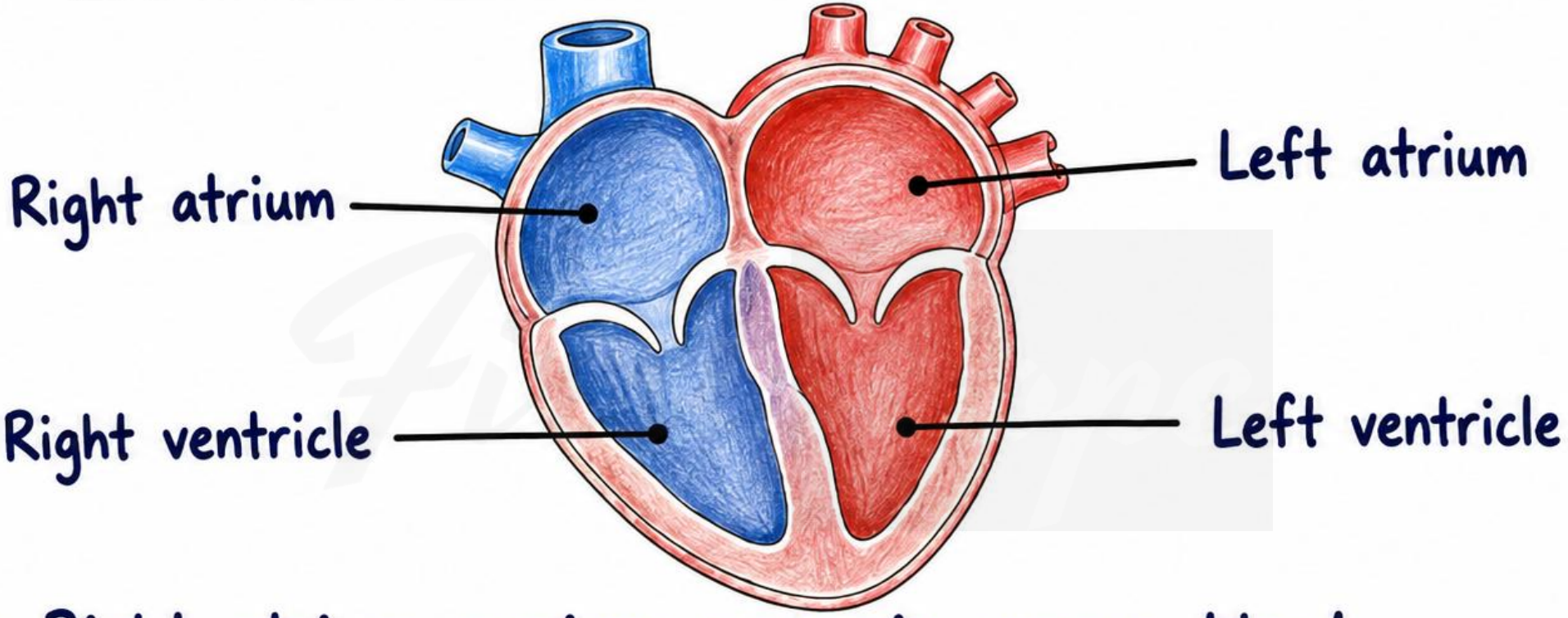

- Right atrium receives systemic venous blood.
- Right ventricle pumps it to the lungs.
- Left atrium receives pulmonary venous blood.
  Left ventricle pumps it to the systemic circulation.

Septa and Internal Landmarks

- Interatrial septum separates the atria.
- Interventricular septum separates the ventricles.
- Trabeculae carneae line ventricles; papillary muscles and chordae tendineae stabilize atrioventricular valve cusps during systole.

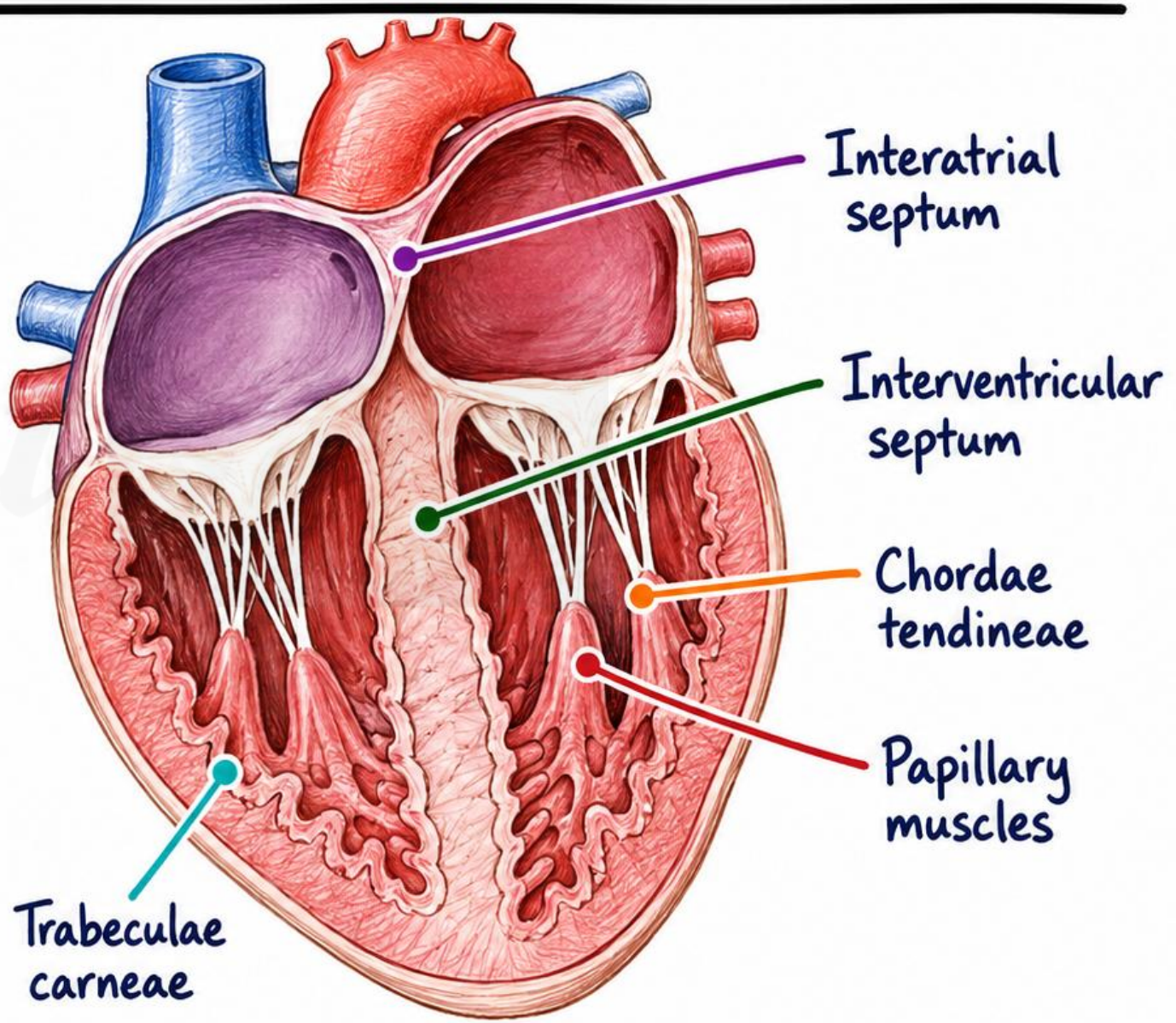

First Hope

FREE PREVIEW

Click here to visit our website

PHARMACY PREMIUM NOTES

Complete subject and semesters are available on FirstHope app only.

Scan or click here

Click here to get the app >

Available on Google Play

JOIN THE FIRSTHOPE COMMUNITY

Join our Telegram channel

Click here to join Telegram >

Scan or click here

@FirstHopeNotes

Instagram

@firsthope.official

Click here to follow >

YouTube channel

FirstHope-Pharmacy / Live streams

Click here to watch >

WhatsApp channel

Follow FirstHope on WhatsApp

Click here to join >

FirstHope website

firsthope.co.in

Click here to visit >

B.Pharm / D.Pharm / M.Pharm / Pharm.D

Preview notes. Complete subjects and semesters in the FirstHope app.